


Benzodiazepine Test Strips

These 4 steps could save your life. **1-CRUSH** **2-MEASURE** **3-TEST** **4-READ**


1

Crush and mix.


Crush into fine powder and mix together.



1 scoop



+



5ml

Measure and add water.


Pour 5ml of water into the tube. Add 1 micro scoop of your drug to the tube.

2


3

Shake and test.


Close the lid and shake until dissolved. Open the lid and place wavy end of the test strip into tube for 15 seconds.




Remove and place on a dry flat surface for 5 minutes.



BENZODIAZEPINE



NO BENZODIAZEPINE



Read your results.

One red line is positive for benzodiazepine.
Two red lines is negative for benzodiazepine.

4

!

If no red lines appear or one red line appears in the wavy area, the results are incomplete and should be repeated.

Stop, think, and plan ahead.
Start low, go slow and let someone know.



CAUTION - No test is 100% accurate. Your drugs may still contain fentanyl, xylazine, benzodiazepine and other drugs. **Consume drugs after testing at your own risk.**

Don't use alone. | National Overdose Response Service 1-888-668-6677

IN CASE OF EMERGENCY
CALL **9-1-1**

Testing Your Drugs

- Mixing different drugs unevenly can be dangerous.
- A sample of the drug test may not have the same contents as the rest of the supply. Dissolve your whole dose in water for testing.
- You can drink the water after testing or get the powder back by heating the water in a heat-safe container.
- Do not eat or consume test strips. Throw in garbage after use.
- A negative result does not indicate drug safety. **Use drugs at your own risk.**
- Temperature may affect test accuracy. Use test strips at room temperature.
- Store test strips between 2°-30°C, and do not use if damaged, wet or expired.



WARNING

No test is 100% accurate. Your drugs may still contain fentanyl, xylazine, benzodiazepine or other drugs.

Overdose Protection

Street drugs may be mixed with other substances. Protect yourself from overdose.

- Avoiding mixing drugs.
- Start low, go slow — always try a small amount first.
- Always have naloxone kits on hand.
- Don't use alone.
- Call 9-1-1 in the event of an overdose.



It is best to test everything you intend to ingest.



Naloxone

Get a Naloxone Kit

Naloxone is a safe drug that can prevent and temporarily reverse the effects of an overdose caused by opioids.

Available **FREE** at the Health Unit, your local pharmacy or outreach organization.



5 Steps to Respond to an Overdose

1. Shout and shake
2. Call 9-1-1
3. Give naloxone
4. Perform rescue breathing and/or chest compressions
5. Check - Is it working?



Scan to learn more about the Benzodiazepine Test Strips or visit:

[www.btnx.com/files/HarmReduction/Instructions%20\(EN\)-%20INS02_1-BZO-18S3-100.pdf](http://www.btnx.com/files/HarmReduction/Instructions%20(EN)-%20INS02_1-BZO-18S3-100.pdf)

Don't use alone. | National Overdose Response Service 1-888-668-6677

IN CASE OF EMERGENCY

 **CALL 9-1-1**