


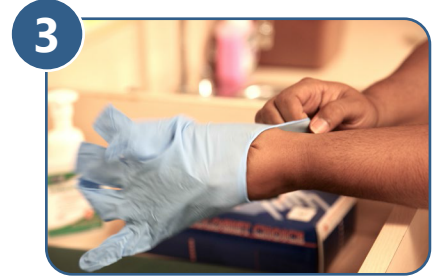
Diaper Changing Routine



1 Gather supplies



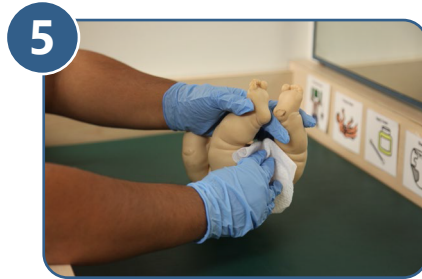
2 Clean your hands



3 Put on gloves



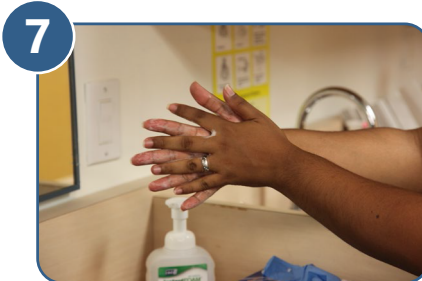
4 Remove diaper



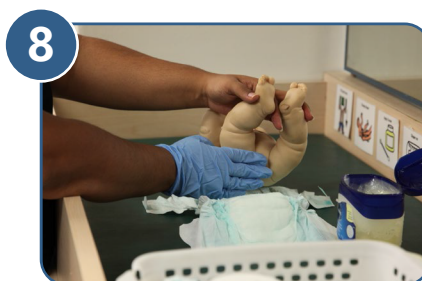
5 Clean the child



6 Remove the gloves



7 Clean your hands



8 Put on new gloves and apply barrier products as needed



9 Remove gloves, clean hands and put on a new diaper

Things to Remember:

Ensure the child is secured on diaper changing table in all the above steps, even when cleaning hands.

Clean and disinfect diaper change table and mat after use.

Wear gloves to clean and disinfect.